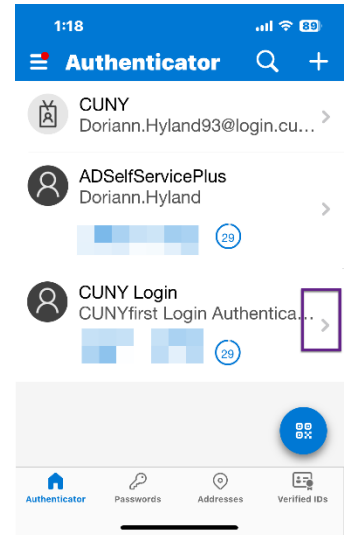
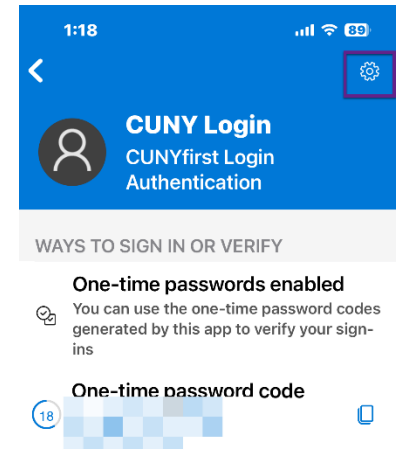


Deleting the CUNY Login Authentication from the Microsoft Authenticator App

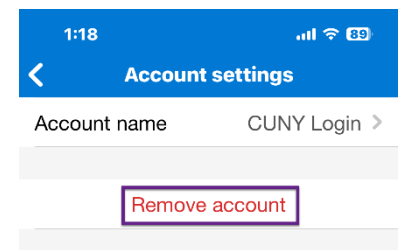
- Go to the Authenticator App on your phone, locate the CUNY login, and tap the arrow to the right.



- Tap the Cogwheel in the upper right corner.



- Under Account settings, tap “Remove account.”



- Tap “Continue” to remove the account.

